



Visita AIDAF

Stezzano, 20 Settembre 2016



UNA STORIA DI PERSONE E DI PASSIONE

1961 - 2016



UNA STORIA DI PERSONE E DI PASSIONE



UNA STORIA DI PERSONE E DI PASSIONE



UNA STORIA DI PERSONE E DI PASSIONE



UNA STORIA DI PERSONE E DI PASSIONE



UNA STORIA DI PERSONE E DI PASSIONE



20 anni
dalla quotazione
alla borsa di Milano

UNA STORIA DI PERSONE E DI PASSIONE



UNA STORIA DI PERSONE E DI PASSIONE



UNA STORIA DI PERSONE E DI PASSIONE



UNA STORIA DI PERSONE E DI PASSIONE

1961 - 2016



KM ROSSO PARCO SCIENTIFICO E TECNOLOGICO

2007- 2016



Agenda


- BREMBO
- RISULTATI FY 2015 / 1H 2016
- MERCATI
- NUOVI INVESTIMENTI/APPLICAZIONI
- BREMBO IN BORSA



SPECIALISTA GLOBALE NEI SISTEMI FRENANTI



UN'AZIENDA UNA SQUADRA



8.883

**dipendenti
al 30 giugno 2016**



I NUMERI DEL GRUPPO

2.073

mln/€ di fatturato nel 2015



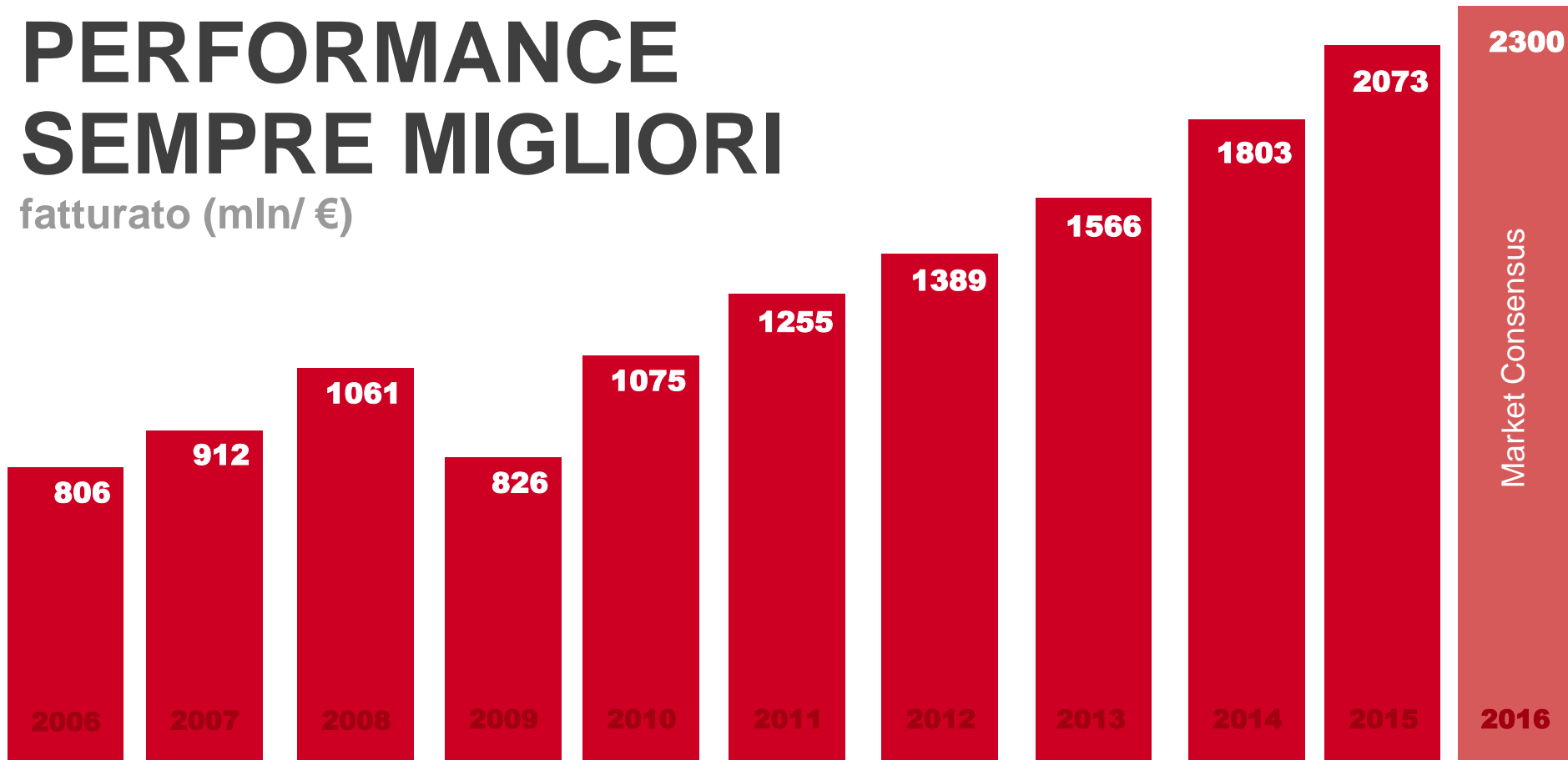


**aumento del fatturato
rispetto al 2014**



PERFORMANCE SEMPRE MIGLIORI

fatturato (mln/ €)



CINQUE BUSINESS UNIT

**auto
& truck**

dischi freno



**auto
& truck**

sistemi frenanti



moto

dischi freno
sistemi frenanti
ruote



**after-
market**

componentistica
sistema frenante



**perfor-
mance**

impianti da
competizione e
componentistica
tuning
ruote moto



AUTO & TRUCK

dischi freno



AUTO & TRUCK

sistemi frenanti



MOTO

dischi freno, sistemi frenanti, ruote



PERFORMANCE

impianti da competizione e componentistica tuning, ruote moto



RICERCA CONTINUA



RICERCA CONTINUA



RICERCA CONTINUA



5%

del fatturato
investito
in R&D
ogni anno



SGUARDO RIVOLTO AL FUTURO



TECNOLOGIA TESTATA IN PISTA



COMPETIZIONE CONTINUA

60

**titoli vinti nelle principali
categorie nel 2015**



PROGETTARE CON STILE



ITALIAN BEAUTY

- know-how italiano
- design riconoscibile e premiato
- collaborazione con i team di progettazione dei clienti



DESIGN INTEGRATO



DESIGN INTEGRATO



CONTROLLO DELLA CATENA DEL VALORE

ricerca
& design



fonderia



lavorazione e
assemblaggio



controllo
qualità



logistica




RICERCA & DESIGN




FONDERIA



LAVORAZIONE E ASSEMBLAGGIO



CONTROLLO QUALITÀ



LOGISTICA



VESTIAMO OGNI TAGLIA



ESSERE GLOBALI





15

**presenza in
quindici paesi**



PRESENZA GLOBALE



PRESENZA GLOBALE

- 4 laboratori di ricerca
- 19 siti industriali
- 24 legal entities



Agenda

- BREMBO
- RISULTATI FY 2015 / 1H 2016
- MERCATI
- NUOVI INVESTIMENTI/APPLICAZIONI
- BREMBO IN BORSA



Risultati FY 2015

€ Million	FY 15	% sales	FY 14	% sales	% 15/14
Sales	2,073.2	100%	1,803.3	100%	15.0%
EBITDA	359.9	17.4%	279.8	15.5%	28.6%
D&A	(108.6)	5.2%	(101.4)	5.6%	7.2%
EBIT	251.3	12.1%	178.4	9.9%	40.8%
Financial charges	(7.8)	0.4%	(13.5)	0.8%	-42.5%
Taxes	(57.7)	2.8%	(36.2)	2.0%	59.2%
Tax rate	-23.7%		-22.0%		
Net Result	184.0	8.9%	129.1	7.2%	42.5%



Risultati 1H 2016

€ Million	H1 16	% sales	H1 15	% sales	% 16/15
Sales	1,146.8	100%	1,038.9	100%	10.4%
EBITDA	226.5	19.8%	175.0	16.8%	29.5%
D&A	(53.2)	4.6%	(53.6)	5.2%	-0.9%
EBIT	173.3	15.1%	121.3	11.7%	42.9%
Fin. income (expense), incl. from investments	(7.3)	0.6%	(3.5)	0.3%	111.2%
Taxes	(38.6)	3.4%	(27.3)	2.6%	41.1%
Tax rate	-23.2%		-23.2%		
Net Result	127.1	11.1%	89.0	8.6%	42.8%



Principali indicatori

€ Million	30.06.2016	31.12.2015	31.12.2014
ROI	33.4%	28.6%	21.3%
ROE	34.0%	27.0%	24.0%
Gearing	34.3%	23.4%	50.4%
Net debt/EBITDA	0.6	0.4	1.0
EBITDA/Net fin. charges (*)	49.5	29.0	22.1
EBIT/Net fin. charges (*)	37.9	20.3	14.1
Net fin. charges (*)/Net revenues	0.4%	0.6%	0.7%

(*) This item does not include exchange gains and losses.



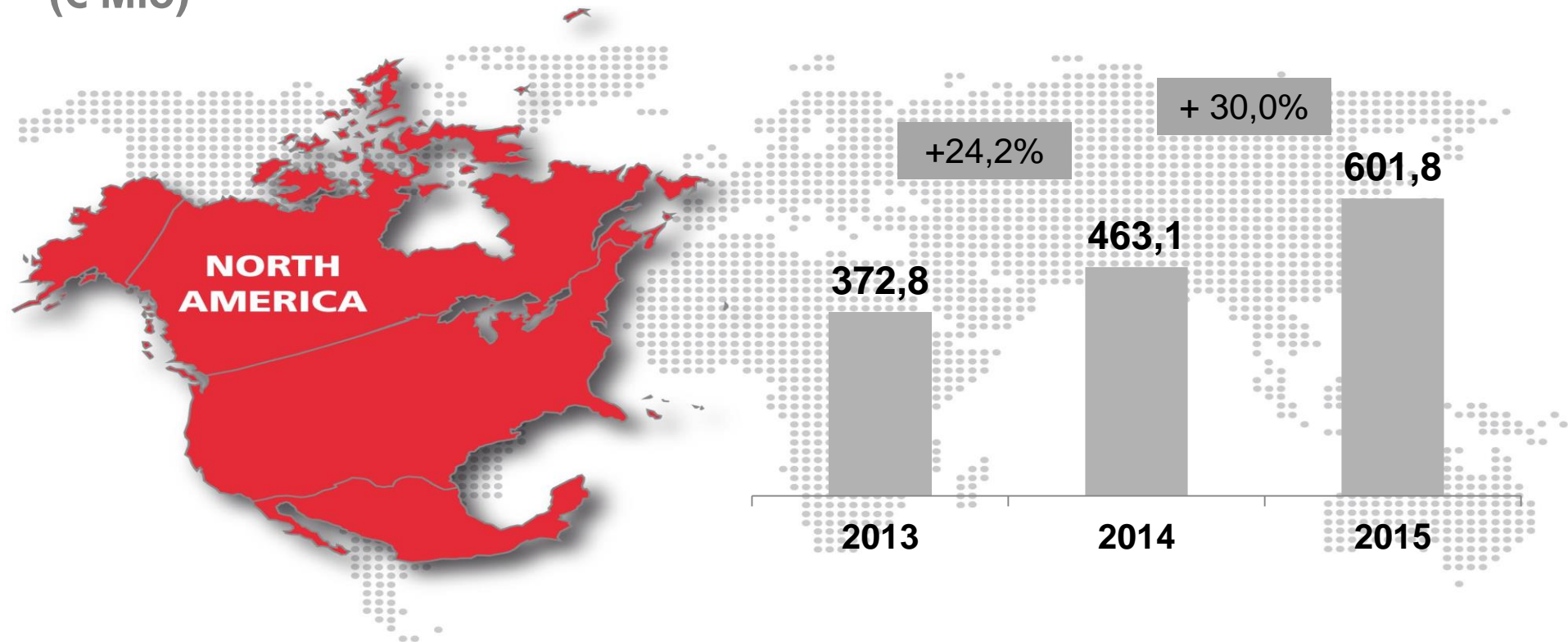
Agenda

- COMPANY OVERVIEW
- RISULTATI FY 2015 / 1H 2016
- MERCATI
- NUOVI INVESTIMENTI/APPLICAZIONI
- BREMBO STOCK PERFORMANCE



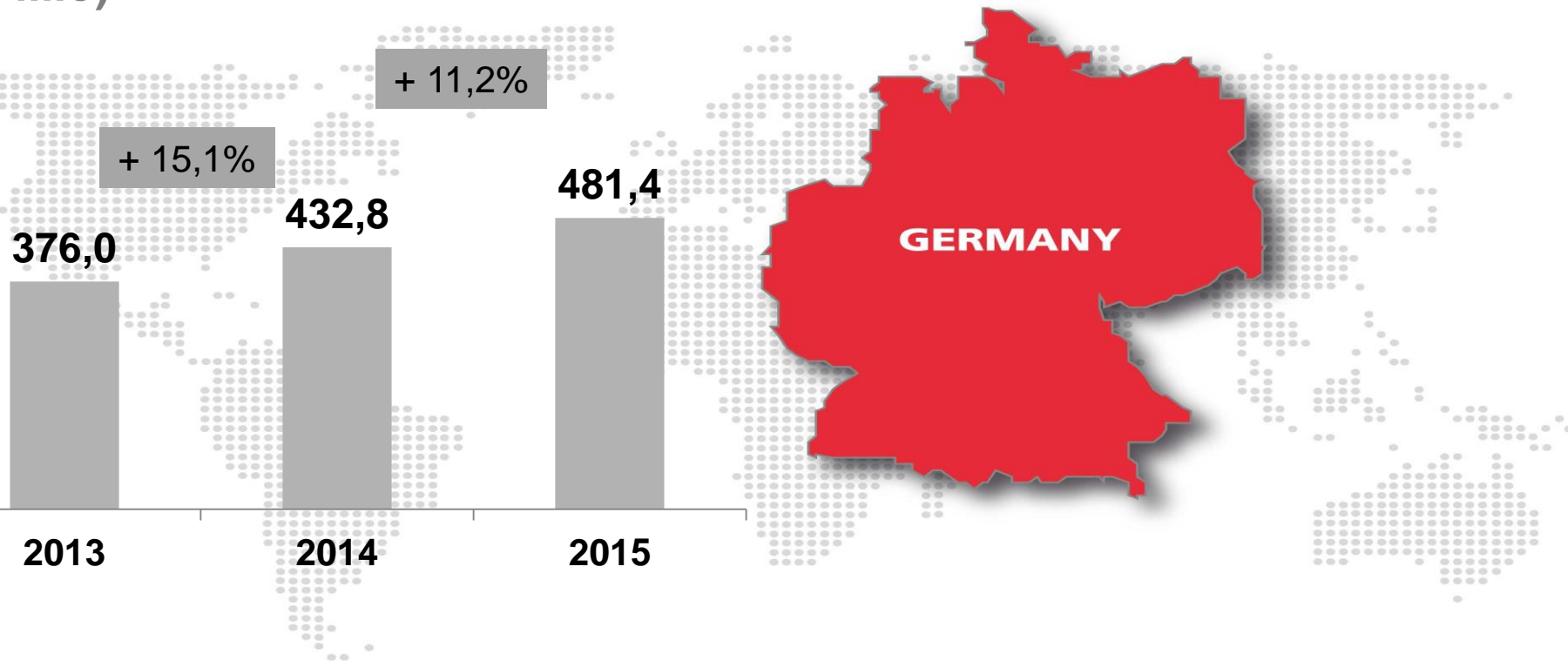
Ricavi per area geografica

(€ Mio)



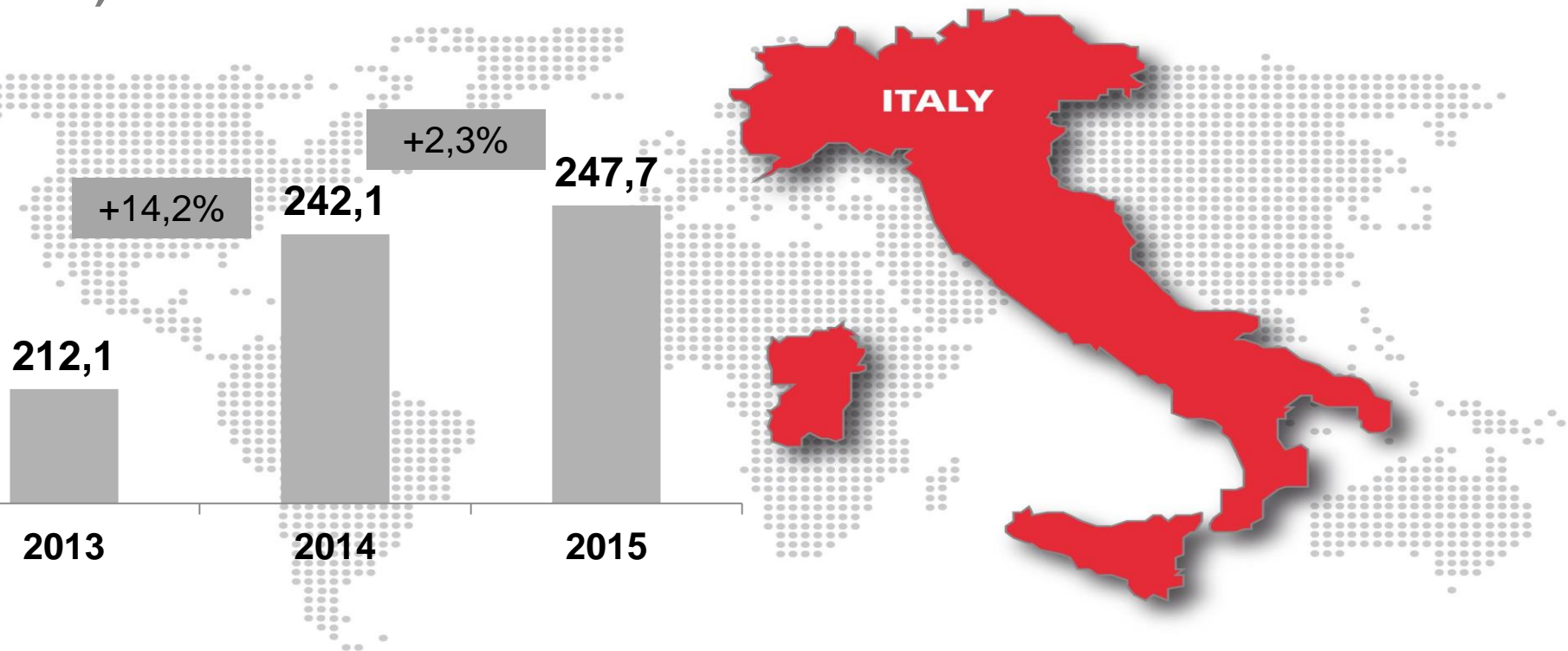
Ricavi per area geografica

(€ Mio)



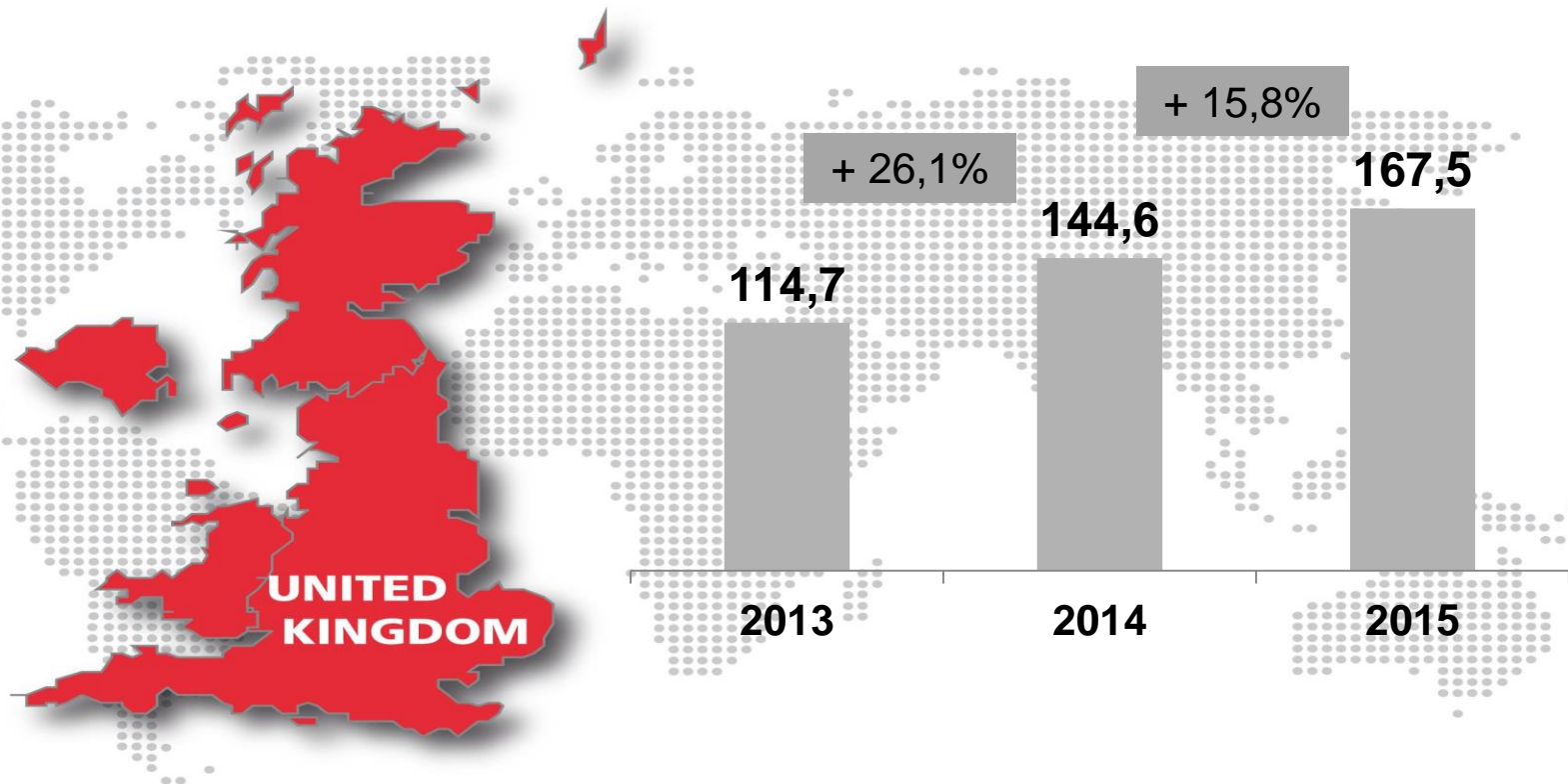
Ricavi per area geografica

(€ Mio)



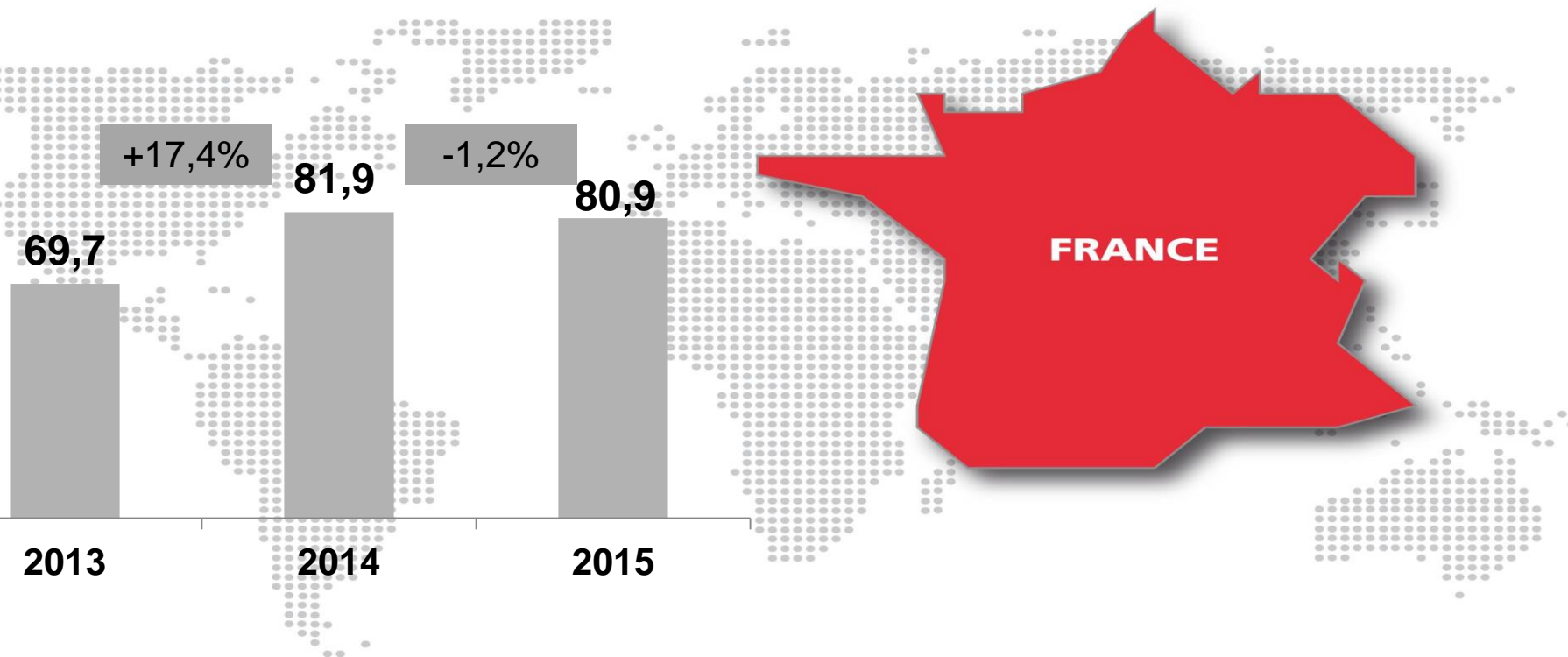
Ricavi per area geografica

(€ Mio)



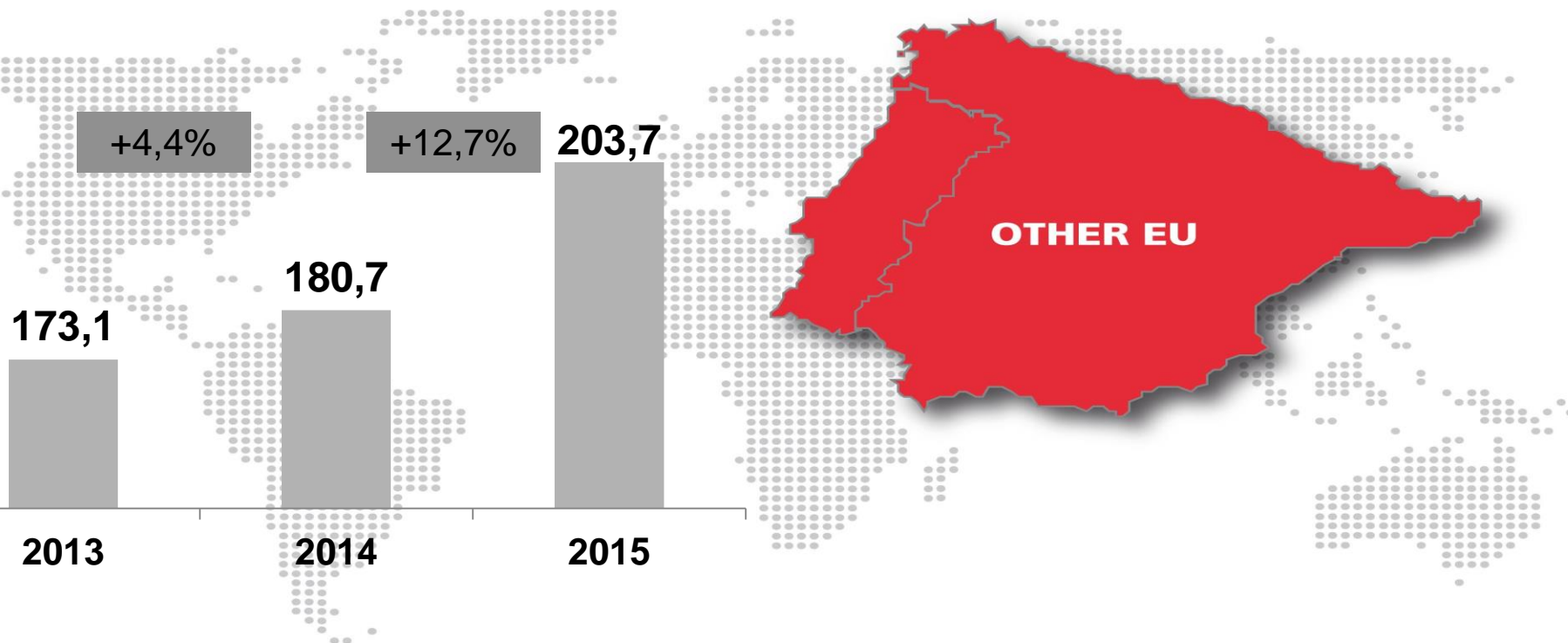
Ricavi per area geografica

(€ Mio)



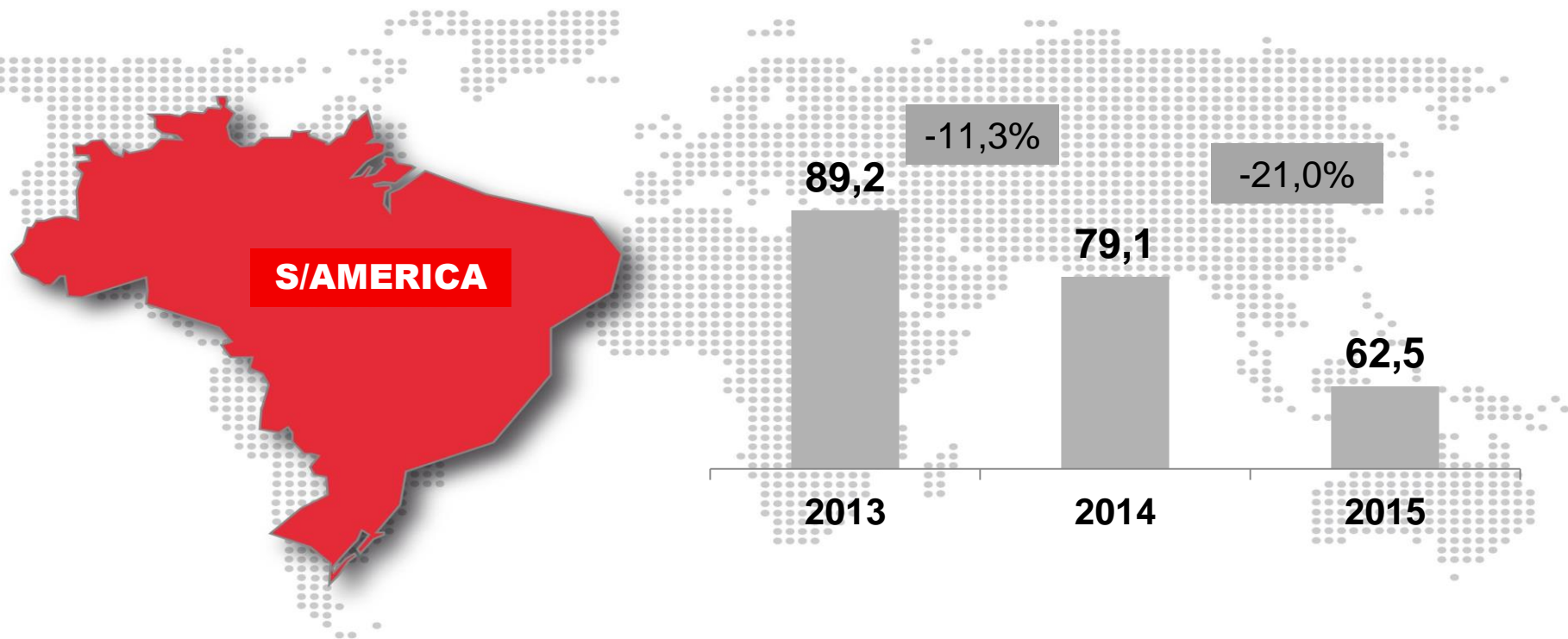
Ricavi per area geografica

(€ Mio)



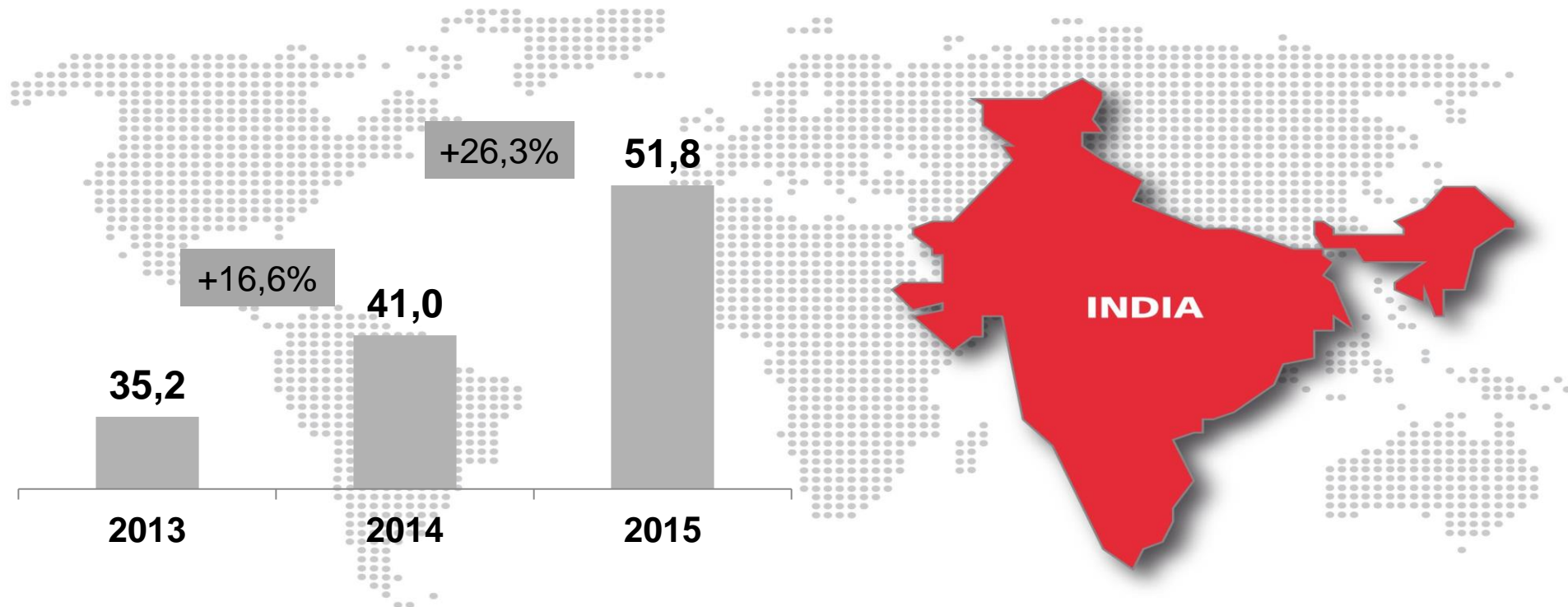
Ricavi per area geografica

(€ Mio)



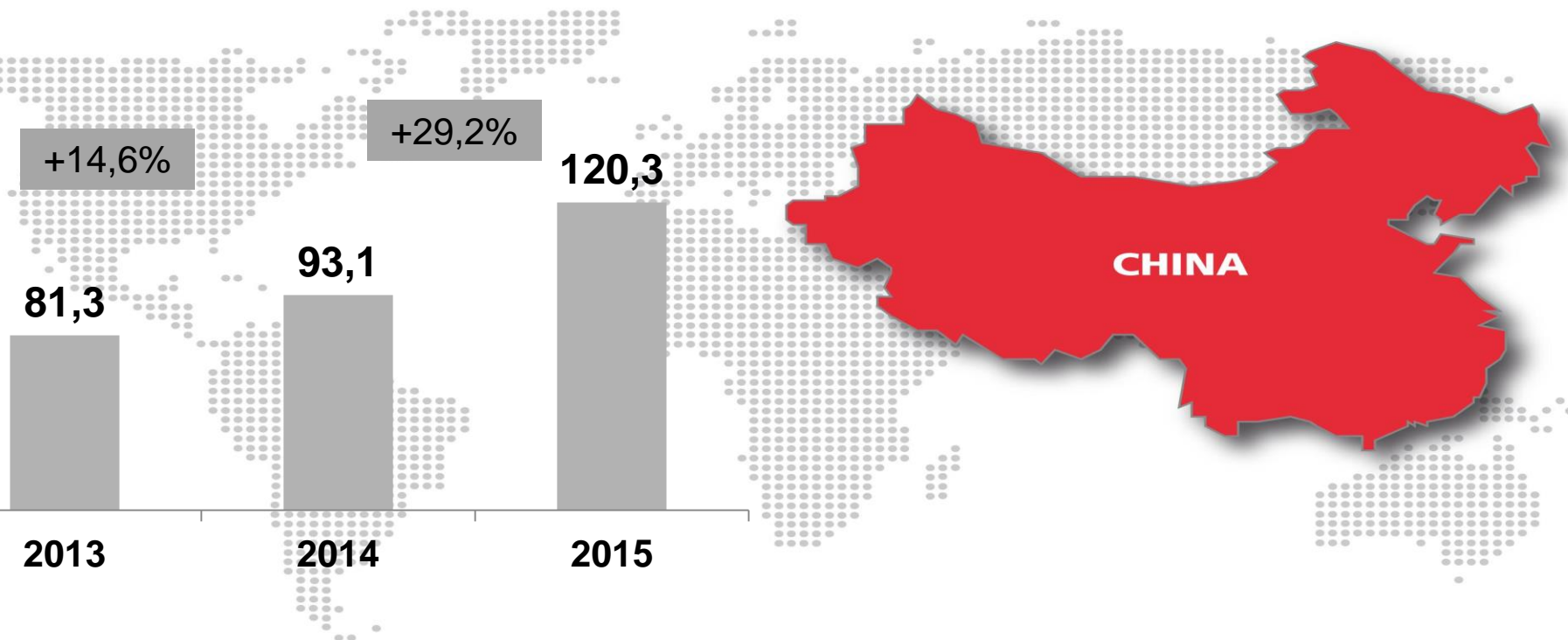
Ricavi per area geografica

(€ Mio)



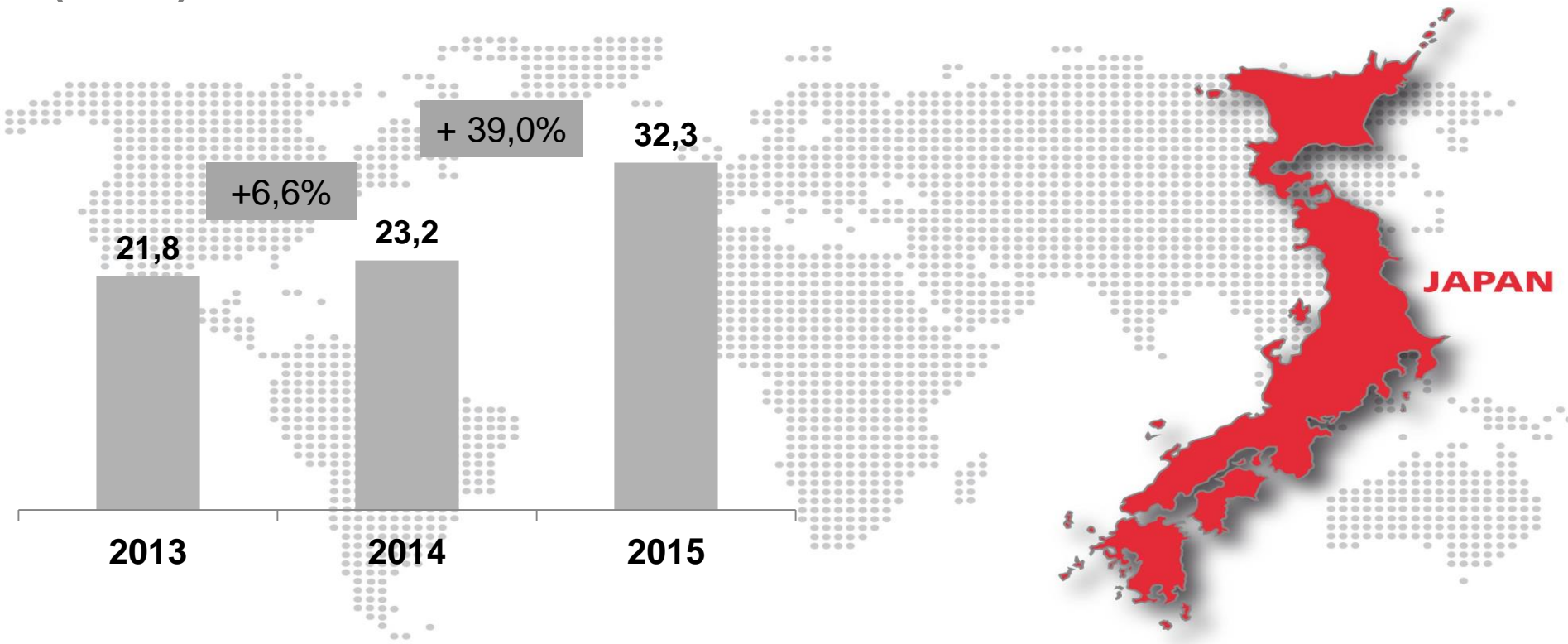
Ricavi per area geografica

(€ Mio)

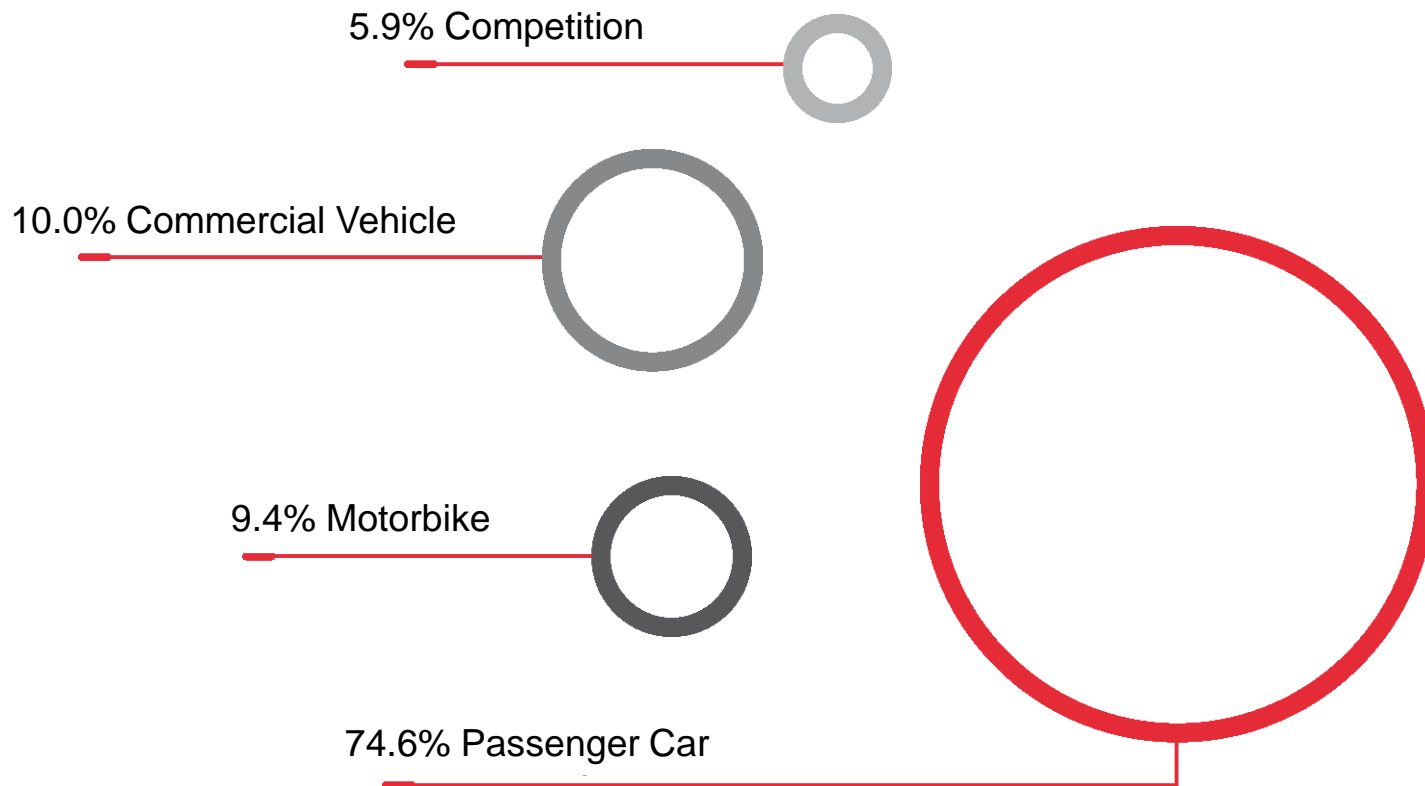


Ricavi per area geografica

(€ Mio)



Ricavi per applicazione



Agenda

- BREMBO
- RISULTATI FY 2015 / 1H 2016
- MERCATI
- NUOVI INVESTIMENTI/APPLICAZIONI
- BREMBO IN BORSA



Nuovi investimenti

€ Million	FY 15	FY 14
USA	43.6	15.2
Italy	40.7	40.3
Poland	23.2	27.7
Mexico	18.5	3.2
China	14.5	5.9
Czech Republic	10.0	23.1
India	1.5	1.7
Argentina	1.2	1.4
Other	0.9	4.9
Total net investments	154.1	123.4



Nuovi investimenti USA

- Investimenti: \$ 100 mio
- Tons: 80.000
- S.O.P: 2016



Nuovi investimenti Messico

- Investimenti: € 32 mio
- Tons: 14.000
- Output: 2 mio pinze AL
- S.O.P: 2016



Nuovi investimenti

Fonderia AL - Cina

- Investimenti: € 100 mio
- Ricavi: ~ € 100 mio
- Output: 2 mio Alu calip.& knuckles
- S.O.P: 2018

New €100 million investment launched for the aluminium caliper production facility in Nanjing

Brembo will build the new aluminium caliper production facility in Nanjing, China, near the current plant dedicated to the production of brake disks. The total planned investment amounts to about €100 million in the three-year period 2016-2018.

Construction work for the plant, which is expected to start production in early 2018, will begin in a few days and will be completed by the end of 2017. The new manufacturing hub will be at the forefront of process integration and automation.

The plant will extend on an area of about 40,000 square meters, have a casting capacity of over 15 thousand tonnes, and a total manufacturing capacity of over 2 million pieces a year (calipers and knuckles). The products manufactured in the new plant will be destined to leading European, Asian, and American OEM manufacturers with production plants in China.

When fully operational, the plant will employ 450 people and will contribute about €100 million per year to the Group's turnover.



Nuovi investimenti

Acquisizione Asimco - Cina

- Investimenti: € 86 mio
- Ricavi: ~ € 90 mio
- Closing: Maggio 2016



PRESS RELEASE

Stezzano, 19 May 2016

ACQUISITION OF A 66% STAKE IN ASIMCO MELIAN BRAKING SYSTEMS FINALISED

Further to the press release dated 29 September 2015, this is to announce that the closing of the transaction to acquire a 66% stake in the share capital of ASIMCO Melian Braking Systems (Langfang) Co. Ltd. took place today.

As a result of the accounting assessments specified in the related contract, the transaction consideration was set at RMB 574,356,000, equal to approximately €78 million. The price may be subject to the closing-related adjustments envisaged by the contract.

The remaining 34% of ASIMCO's share capital will be held by the state-owned company Langfang Assets Operations Co. Ltd., controlled by the Municipality of Langfang.

The closing was performed upon receiving the necessary Antitrust authority's authorisations, as well as the positive outcome of the approval procedures by the state-owned partner, MOFCOM (Ministry of Commerce of the People's Republic of China) and AIC (Administration for Industry and Commerce).

ASIMCO Melian Braking Systems, based in Langfang, in the Chinese province of Hebei, owns a foundry and a plant for the manufacturing of cast-iron brake discs. This company supplies regional car makers, mainly joint ventures between Chinese companies and top European and U.S. auto OEMs.

ASIMCO Melian Braking System's Q1 2016 sales amounted to RMB 109 million (approximately €15 million at the average Q1 exchange rate). It employs a workforce of 637 overall.

Company contacts:

<p>Matteo Tiraboschi Executive Deputy Chairman Tel. +39 035 605 2090</p> <p>Laura Panseri Investor Relations Manager Tel. +39 035 605 2145 e-mail: laura_panseri@brembo.it</p> <p>www.brembo.com</p>	<p>Simone Piattelli Palmarnini Communications and Institutional Relations Director Tel. +39 035 605 2277 e-mail: press@brembo.it</p> <p>www.brembo.com</p>
--	---



WHAT'S NEW

Alfa Romeo Giulia Quadrifoglio Verde



WHAT'S NEW

Mercedes S Class Cabrio



WHAT'S NEW

BMW M760 Li



WHAT'S NEW

Jaguar F TYPE SVR



WHAT'S NEW

Aston Martin DB 11



WHAT'S NEW

Maserati Levante



WHAT'S NEW

Ferrari GTC4 Lusso



WHAT'S NEW

Pagani Huayra BC



WHAT'S NEW

Chevrolet Camaro



WHAT'S NEW

Ford GT



WHAT'S NEW

Ducati X Diavel



WHAT'S NEW

Kawasaki zx10 R



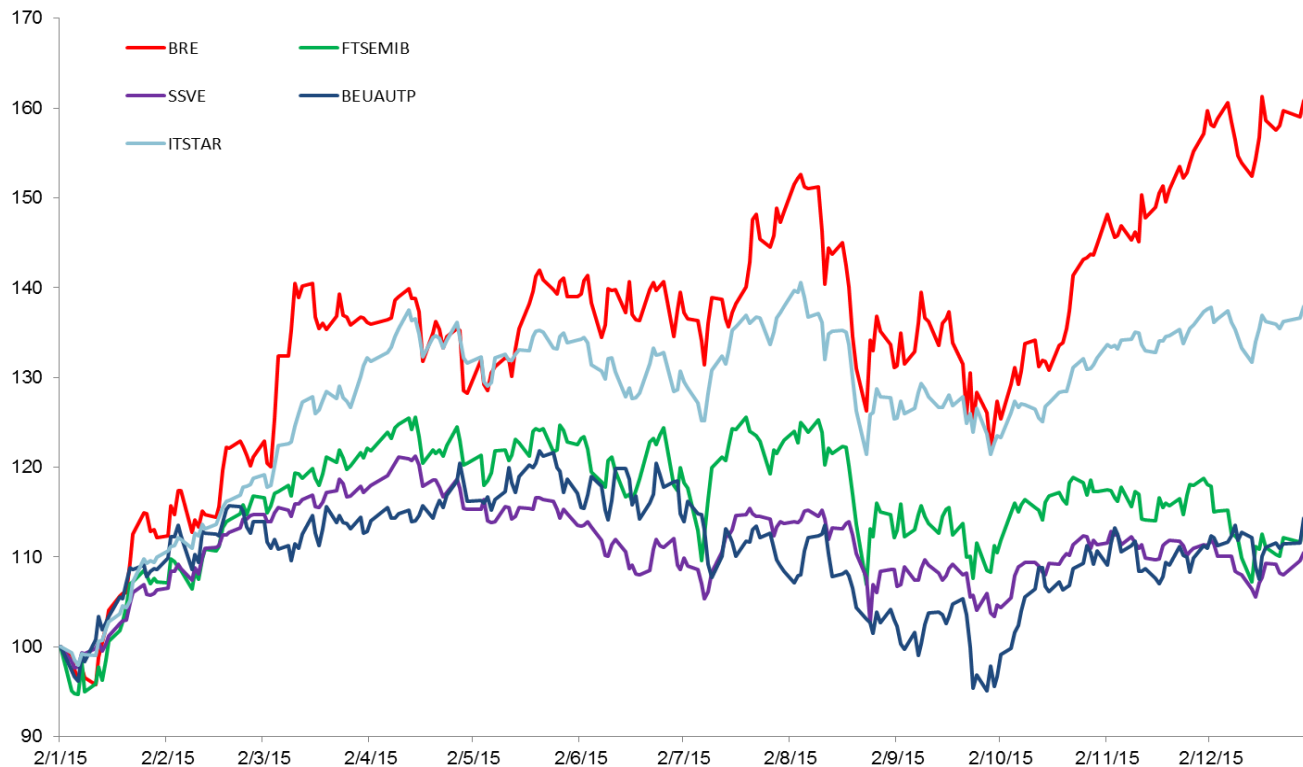
Agenda

- BREMBO
- RISULTATI FY 2015 / 1H 2016
- MERCATI
- NUOVI INVESTIMENTI/APPLICAZIONI
- BREMBO IN BORSA



Performance

Brembo vs. indici (anno 2015)



BREMBO

+61.4%

ITSTAR

+38.2%

**BLOOMBERG EMEA
AUTO PARTS &
EQUIPMENT INDEX**

+13.8%

FTSEMIB

+12.0%

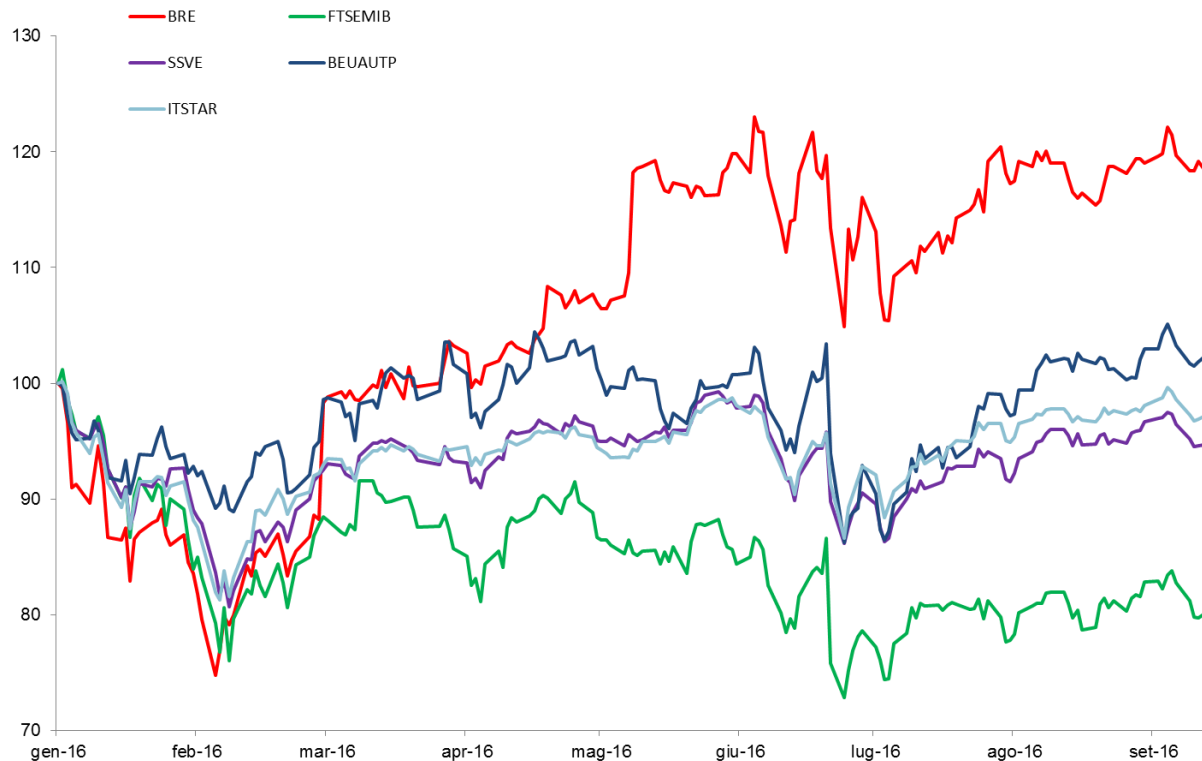
**EURO STOXX TOTAL
MARKET VALUE
SMALL (EUR) INDEX**

+10.5%



Performance

Brembo vs. indici (genn/sett. 2016)



BREMBO

+18.6%

BLOOMBERG EMEA
AUTO PARTS &
EQUIPMENT INDEX

+0.008%

ITSTAR

-3.5%

EURO STOXX TOTAL
MARKET VALUE
SMALL (EUR) INDEX

-5.5%

FTSEMIB

-21.9%



21 anni di crescita

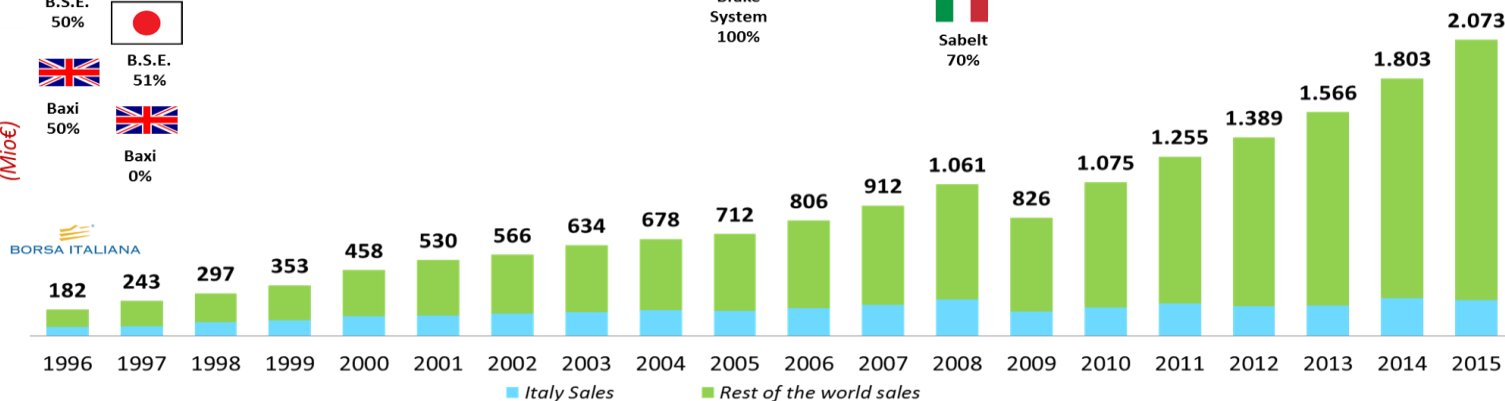
GREEN FIELD



M&A ACTIVITIES



GROUP SALES TREND (Mio€)





**THANKS FOR
YOUR ATTENTION**

